

**Statement Showing Shareholding Pattern**

**Name of the Company :**

**Sharp Investments Ltd.**

**Scrip Code :**

10029293

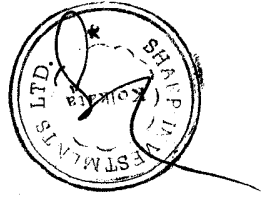
**Quarter Ended :**

31/03/2013

| Category code | Category of Shareholder   | Number of Shareholders | Total number of shares | Number of shares held in dematerialized form | Total shareholding as a percentage of total |                            | Shares Pledged or otherwise encumbered |                 |
|---------------|---|------------------------|------------------------|--|---|----------------------------|--|-----------------|
|               |   |                        |                        |  | As a percentage of(A+B) <sup>1</sup>        | As a percentage of (A+B+C) | Number of shares                       | As a percentage |
| <b>(A)</b>    | <b>Shareholding of Promoter and Promoter Group<sup>2</sup></b>              |                        |                        |  |   |                            |  |                 |
| <b>1</b>      | <b>Indian</b>   |                        |                        |  |   |                            |  |                 |
| (a)           | Individuals/ Hindu Undivided Family   | 4                      | 2535000                | 2535000                                      | 10.47                                       | 10.47                      |  | 0.00            |
| (b)           | Central Government/ State Government(s)                                     | 0                      | 0                      |  | 0.00  | 0.00                       |  | #DIV/0!         |
|               | Bodies Corporate  | 4                      | 9238125                | 9238125                                      | 38.16                                       | 38.16                      |  | 0.00            |
| (d)           | Financial Institutions/ Banks   | 0                      | 0                      |  | 0.00  | 0.00                       |  | #DIV/0!         |
| (e)           | Any Others(Specify)   | 0                      | 0                      |  | 0.00  | 0.00                       |  | #DIV/0!         |
| (e-i)         |   |                        |                        |  | 0.00  | 0.00                       |  | #DIV/0!         |
| (e-ii)        |   |                        |                        |  | 0.00  | 0.00                       |  | #DIV/0!         |
|               | <b>Sub Total(A)(1)</b>  | <b>8</b>               | <b>11773125</b>        | <b>11773125</b>                              | <b>48.63</b>                                | <b>48.63</b>               | <b>0</b>                               | <b>0.00</b>     |
| <b>2</b>      | <b>Foreign</b>  |                        |                        |  |   |                            |  |                 |
| a             | Individuals (Non-Residents Individuals/ Foreign Individuals)                |                        | 0                      |  | 0.00  | 0.00                       |  | #DIV/0!         |
| b             | Bodies Corporate  |                        | 0                      |  | 0.00  | 0.00                       |  | #DIV/0!         |
| c             | Institutions  |                        | 0                      |  | 0.00  | 0.00                       |  | #DIV/0!         |
| d             | Any Others(Specify)   |                        | 0                      |  | 0.00  | 0.00                       |  | #DIV/0!         |
| d-i           |   |                        | 0                      |  | 0.00  | 0.00                       |  | #DIV/0!         |
| d-ii          |   |                        |                        |  | 0.00  | 0.00                       |  | #DIV/0!         |
|               | <b>Sub Total(A)(2)</b>  | <b>0</b>               | <b>0</b>               | <b>0</b>                                     | <b>0.00</b>                                 | <b>0.00</b>                | <b>0</b>                               | <b>#DIV/0!</b>  |
|               | <b>Total Shareholding of Promoter and Promoter Group (A)= (A)(1)+(A)(2)</b> | <b>8</b>               | <b>11773125</b>        | <b>11773125</b>                              | <b>48.63</b>                                | <b>48.63</b>               | <b>0</b>                               | <b>0.00</b>     |
| <b>(B)</b>    | <b>Public shareholding</b>  |                        |                        |  |   |                            |  |                 |
| <b>1</b>      | <b>Institutions</b>   |                        |                        |  |   |                            |  |                 |
| (a)           | Mutual Funds/ UTI   |                        | 0                      |  | 0.00  | 0.00                       | NA                                     | NA              |
| (b)           | Financial Institutions / Banks  |                        | 0                      |  | 0.00  | 0.00                       | NA                                     | NA              |
| (c)           | Central Government/ State Government(s)                                     |                        | 0                      |  | 0.00  | 0.00                       | NA                                     | NA              |
| (d)           | Venture Capital Funds   |                        | 0                      |  | 0.00  | 0.00                       | NA                                     | NA              |
| (e)           | Insurance Companies   |                        | 0                      |  | 0.00  | 0.00                       | NA                                     | NA              |
| (f)           | Foreign Institutional Investors   |                        | 0                      |  | 0.00  | 0.00                       | NA                                     | NA              |
| (g)           | Foreign Venture Capital Investors   |                        | 0                      |  | 0.00  | 0.00                       | NA                                     | NA              |
| (h)           | Any Other (specify)   |                        | 0                      |  | 0.00  | 0.00                       | NA                                     | NA              |
| (h-i)         |   |                        |                        |  | 0.00  | 0.00                       | NA                                     | NA              |
| (h-ii)        |   |                        |                        |  | 0.00  | 0.00                       | NA                                     | NA              |




|            |   |           |                 |                 |              |               |          |             |
|------------|---|-----------|-----------------|-----------------|--------------|---------------|----------|-------------|
|            | <b>Sub-Total (B)(1)</b>   | <b>0</b>  | <b>0</b>        | <b>0</b>        | <b>0.00</b>  | <b>0.00</b>   | NA       | NA          |
| <b>B 2</b> | <b>Non-institutions</b>   |           |                 |                 |              |               |          |             |
| (a)        | Bodies Corporate  | 10        | 11955850        | 11955850        | 49.38        | 49.38         | NA       | NA          |
| (b)        | Individuals   |           |                 |                 |              |               | NA       | NA          |
| I          | Individuals -i. Individual shareholders holding nominal share capital up to Rs 1 lakh | 45        | 480775          | 480775          | 1.99         | 1.99          | NA       | NA          |
| II         | ii. Individual shareholders holding nominal share capital in excess of Rs. 1 lakh.    | 0         | 0               | 0               | 0.00         | 0.00          | NA       | NA          |
| (c)        | Any Other (specify)   |           |                 |                 |              |               | NA       | NA          |
| (c-i)      |   |           |                 |                 | 0.00         | 0.00          | NA       | NA          |
| (c-ii)     |   |           |                 |                 | 0.00         | 0.00          | NA       | NA          |
|            | <b>Sub-Total (B)(2)</b>   | <b>55</b> | <b>12436625</b> | <b>12436625</b> | <b>51.37</b> | <b>51.37</b>  | NA       | NA          |
| (B)        | <b>Total Public Shareholding (B)= (B)(1)+(B)(2)</b>                                   | <b>55</b> | <b>12436625</b> | <b>12436625</b> | <b>51.37</b> | <b>51.37</b>  | NA       | NA          |
|            | <b>TOTAL (A)+(B)</b>  | <b>63</b> | <b>24209750</b> | <b>24209750</b> | <b>100</b>   | <b>100.00</b> | <b>0</b> | <b>0.00</b> |
| (C)        | Shares held by Custodians and against which Depository Receipts have been issued      |           |                 |                 |              | <b>0.00</b>   | NA       | NA          |
|            | <b>GRAND TOTAL (A)+(B)+(C)</b>  | <b>63</b> | <b>24209750</b> | <b>24209750</b> |              | <b>100.00</b> | <b>0</b> | <b>0.00</b> |



(I)(b) Statement showing Shareholding of persons belonging to the category  
"Promoter and Promoter Group"

| Sr. No.      | Name of the shareholder  | Total shares held |                                   | Shares pledged or otherwise encumbered |                 |  |
|--------------|--------------------------|-------------------|-----------------------------------|--|-----------------|--|
|              |                          | Number of shares  | As a % of grand total (A)+(B)+(C) | Number                                 | As a percentage | As a % of grand total (A)+(B)+(C) of sub-clause (I)(a) |
| 1            | SAGAR MAL NAHATA         | 662500            | 2.74                              |  | 0.00            | 0.00   |
| 2            | KANAK NAHATA             | 647500            | 2.67                              |  | 0.00            | 0.00   |
| 3            | SIDDHARTH NAHATA         | 662500            | 2.74                              |  | 0.00            | 0.00   |
| 4            | S. M. NAHATA (HUF)       | 562500            | 2.32                              |  | 0.00            | 0.00   |
| 5            | FORTUNE VYAPAAR PVT LTD  | 2837450           | 11.72                             |  | 0.00            | 0.00   |
| 6            | MISSION VYAPAAR PVT LTD. | 2724425           | 11.25                             |  | 0.00            | 0.00   |
| 7            | RGF CAPITAL MARKETS LTD  | 825000            | 3.41                              |  | 0.00            | 0.00   |
| 8            | CARAVAN VYAPAAR PVT LTD  | 2851250           | 11.78                             |  | 0.00            | 0.00   |
| 9            |                          |                   | 0.00                              |  | #DIV/0!         | 0.00   |
| 10           |                          |                   | 0.00                              |  | #DIV/0!         | 0.00   |
| 11           |                          |                   | 0.00                              |  | #DIV/0!         | 0.00   |
|              |                          |                   |                                   |  |                 |  |
|              |                          |                   |                                   |  |                 |  |
| <b>TOTAL</b> |                          | <b>11773125</b>   | <b>48.63</b>                      | <b>0</b>                               | <b>0.00</b>     | <b>0.00</b>  |




(I)(c) Statement showing Shareholding of persons belonging to the category "Public" and holding more than 1% of the total number of shares

| Sr. No. | Name of the shareholder           | Number of shares | Shares as a percentage of total number of shares {i.e., Grand Total (A)+(B)+(C) indicated in Statement at para (I)(a) above} |
|---------|-----------------------------------|------------------|--|
| 1       | CASTLE COMMODITIES PVT LTD        | 1310000          | 5.41   |
| 2       | JAHANGIRABAD FINANCE CO PVT LTD   | 1100000          | 4.54   |
| 3       | KARVA AUTOMART PVT LTD            | 1156250          | 4.78   |
| 4       | MAHAVIR FINANCE LTD.              | 1262200          | 5.21   |
| 5       | MANI MARKETING & HOLDING PVT LTD. | 717500           | 2.96   |
| 6       | MULTIPLIER ENTERPRISES PVT LTD    | 740000           | 3.06   |
| 7       | SWITO FINANCE & ESTATES LTD.      | 1023425          | 4.23   |
| 8       | SYNOSY AUTOMOTIVE PVT LTD.        | 2789100          | 11.52  |
| 9       | BUDDLEIA TRADERS PVT LTD          | 1849375          | 7.64   |
| 10      |                                   |                  |  |
| 11      |                                   |                  |  |
|         | <b>Total</b>                      | <b>11947850</b>  |  |




**(I)(d) Statement showing details of locked-in shares**

| Sr. No.      | Name of the shareholder | Number of locked-in shares | Locked-in shares as a percentage of total number of shares {i.e., Grand Total (A)+(B)+(C) indicated in Statement at para (I)(a) above} |
|--------------|-------------------------|----------------------------|--|
| 1            | Nil                     | 0                          | 0.00   |
| 2            | Nil                     | 0                          | 0.00   |
| 3            | Nil                     | 0                          | 0.00   |
| 4            | Nil                     | 0                          | 0.00   |
| 5            | Nil                     | 0                          | 0.00   |
| 6            | Nil                     | 0                          | 0.00   |
| 7            | Nil                     | 0                          | 0.00   |
| 8            | Nil                     | 0                          | 0.00   |
| 9            | Nil                     | 0                          | 0.00   |
|              |                         | 0                          |  |
|              |                         | 0                          |  |
| <b>TOTAL</b> |                         | <b>0</b>                   | <b>0.00</b>  |



(II)(a) Statement showing details of Depository Receipts (DRs)

| Sr. No.      | Type of outstanding DR<br>(ADRs, GDRs, SDRs, etc.) | Number of outstanding<br>DRs | Number of shares<br>underlying outstanding DRs | Shares underlying outstanding DRs as a<br>percentage of total number of shares<br>{i.e., Grand Total (A)+(B)+(C) indicated<br>in Statement at para (I)(a) above} |
|--------------|--|------------------------------|--|--|
| 1            | Nil  | 0                            | 0  | 0.00   |
| 2            | Nil  | 0                            | 0  | 0.00   |
| 3            | Nil  | 0                            | 0  | 0.00   |
| 4            | Nil  | 0                            | 0  | 0.00   |
| 5            | Nil  | 0                            | 0  | 0.00   |
| 6            | Nil  | 0                            | 0  | 0.00   |
| 7            | Nil  | 0                            | 0  | 0.00   |
| 8            | Nil  | 0                            | 0  | 0.00   |
| 9            | Nil  | 0                            | 0  | 0.00   |
|              |  |                              |  |  |
|              |  |                              |  |  |
| <b>TOTAL</b> |  | <b>0</b>                     | <b>0</b>                                       | <b>0.00</b>  |



**(II)(b) Statement showing Holding of Depository Receipts (DRs), where underlying shares are in excess of 1% of the total number of shares**

| Sr. No.      | Name of the DR Holder | Type of outstanding DR (ADRs, GDRs, SDRs, etc.) | Number of shares underlying outstanding DRs | Shares underlying outstanding DRs as a percentage of total number of shares {i.e., Grand Total (A)+(B)+(C) indicated in Statement at para (I)(a) above} |
|--------------|-----------------------|---|---|---|
| 1            | Nil                   | 0   | 0   | 0.00  |
| 2            | Nil                   | 0   | 0   | 0.00  |
| 3            | Nil                   | 0   | 0   | 0.00  |
| 4            | Nil                   | 0   | 0   | 0.00  |
| 5            | Nil                   | 0   | 0   | 0.00  |
| 6            | Nil                   | 0   | 0   | 0.00  |
| 7            | Nil                   | 0   | 0   | 0.00  |
| 8            | Nil                   | 0   | 0   | 0.00  |
| 9            | Nil                   | 0   | 0   | 0.00  |
|              |                       |   |   | 0.00  |
|              |                       |   |   |   |
|              |                       |   |   |   |
| <b>TOTAL</b> |                       |   | <b>0</b>                                    | <b>0.00</b>   |

